
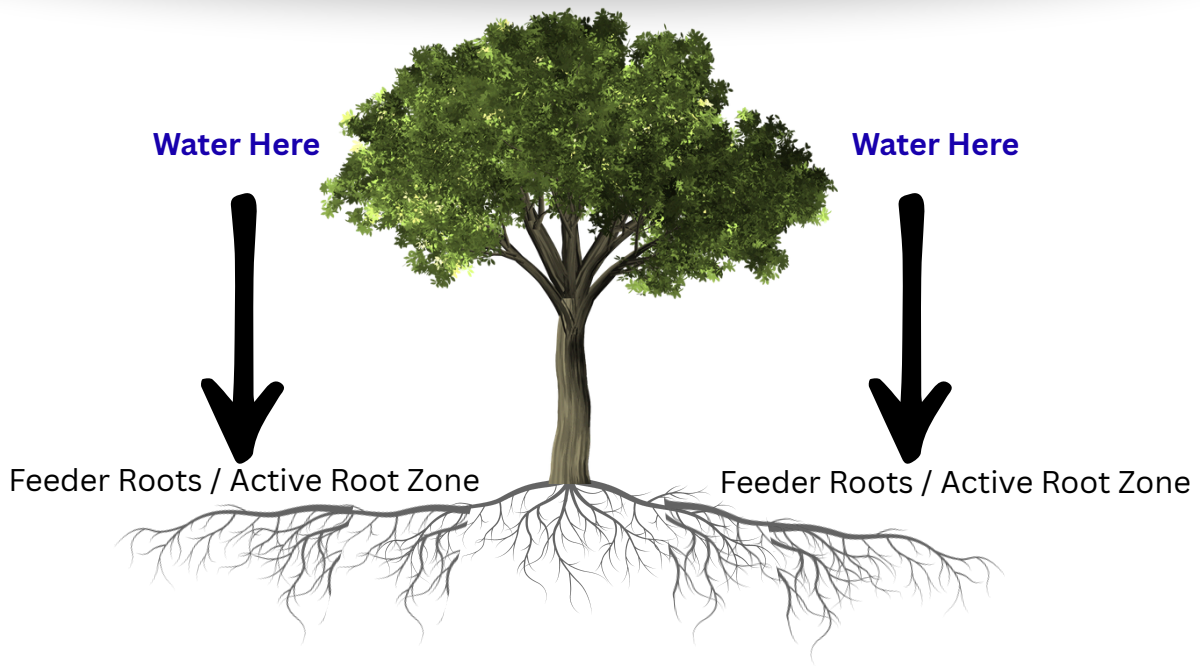



The Garden Nerd Watering Guide



Garden hose version:

Set your hose on the ground a few feet outside the canopy – that’s where the roots actually drink. Let it run low and slow for a few hours so the water can soak deep, then move the hose to the next spot.



Soaker hose version:

Lay your soaker hose in a ring a few feet outside the canopy. Let it run for a few hours at a higher flow so it really saturates the soil, and shift it if you need to cover more of the root zone.

Trees in Phoenix thrive when they’re watered slowly and deeply rather than with frequent surface sprays. Water in a ring a few feet beyond the canopy dripline—where most feeder roots are—and soak the soil to around 24–48 inches.

Check moisture with a soil probe or screwdriver and wait to re-water until the soil dries; deep, infrequent watering builds stronger, more drought-tolerant roots and prevents over-watering. As trees mature and seasons change, move emitters outward and reduce how often you irrigate. Adding a 3–4-inch layer of mulch helps hold moisture, and watering in the early morning or evening minimizes evaporation.

Soil Feeding & Fertilizing • Support & Guidance • Consultations

TheGardenNerd.Org



RECOMMENDED WATERING SCHEDULE FOR SOUTHERN ARIZONA ESTABLISHED GARDEN & LANDSCAPE PLANTS

SPRING: March – April

SUMMER: May - Sept.

FALL: Oct. – Nov.

WINTER: Dec.-Feb.

Type of vegetation	Season	Watering Frequency	Major rootzone Minimum watering depth*
Cacti, Agave & Yucca	Summer	10 – 14 days	12 – 18 inches
	Spring/Fall	21 – 28 days	"
	Winter	No irrigation	"
Desert Trees & Shrubs	Summer	14 – 21 days	24 – 36 inches
	Spring/Fall	(same as above)	"
	Winter	No irrigation	"
Desert Ground Covers & Perennials	Summer	7 – 10 days	12 – 18 inches
	Spring/Fall	10 – 14 days	"
	Winter	14 – 21 days	"
Non-Desert Trees and Shrubs	Summer	7 – 14 days	24 – 36 inches
	Spring/Fall	10 – 21 days	"
	Winter	14 – 21 days	"
Non-Desert Ground Covers & Vines	Summer	5 – 7 days	12 – 18 inches
	Spring/Fall	7 – 10 days	"
	Winter	10 – 14 days	"
Palms	Summer	5 – 10 days	36 inches
	Spring/Fall	10 – 14 days	"
	Winter	14 – 21 days	"
Citrus Trees	Summer	7 – 10 days	36 inches
	Spring/Fall	10 – 14 days	"
	Winter	14 – 21 days	"
Roses and Perennial Flowers *	Summer	3 – 5 days	18 – 24 inches
	Spring/Fall	5 – 7 days	"
	Winter	7 – 14 days	"
Season Flowers & Vegetables *	Summer	2 – 5 days	12 – 18 inches
	Spring/Fall	2 – 5 days	"
	Winter	3 – 7 days	"
Lawns (Bermudagrass) Lawns (Transitional) Lawns (Perennial Ryegrass)	Summer	2 – 4 days	6 – 8 inches
	Spring/Fall	3 – 5 days	"
	Winter	5 – 7 days	"
Patio Container Plants	Summer	1 – 3 days	To bottom of pot
	Spring/Fall	2 – 5 days	"
	Winter	5 – 7 days	"
Potted Cacti & Succulents	Summer	5 – 7 days	To bottom of pot
	Spring/Fall	7 – 10 days	"
	Winter	10 – 14 days	"

(Re-typed from the U of A Cooperative Extension "blue sheet" handout)

*May require daily or twice daily watering until established.

Note: Newly planted landscape plants (both desert and non-desert types) citrus, and other fruit trees will require daily watering for the first few weeks, then a gradual lengthening between watering until fully established.